


EWM 2x2ft 25-50W LED Panel

Replaces 2, 3 & 4 lamp Troffers



LM79
LM80



Features

- DLC Standard, doubled insulated external driver
- High power factor ≥ 0.95 , THD < 15%
- Light source: SMD4014, LM80
- High lumen efficiency
- High CRI: Ra > 80
- Viewing angle: 120 degree
- Voltage: AC100-277V
- Color temp (CCT): 3000K, 4000K, 5000K
- Material: AL+PMMA+PS Diffuser
- Warranty: 5 years
- Approved by DLC, UL, RoHS, FCC
- Optional 0-10V dimming

Ordering information

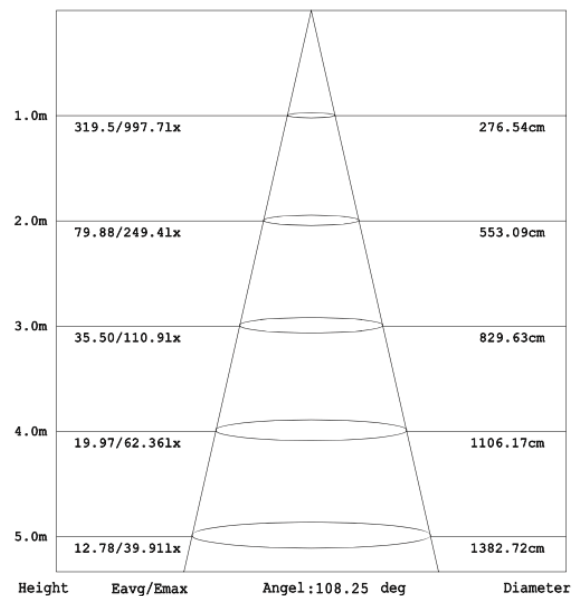
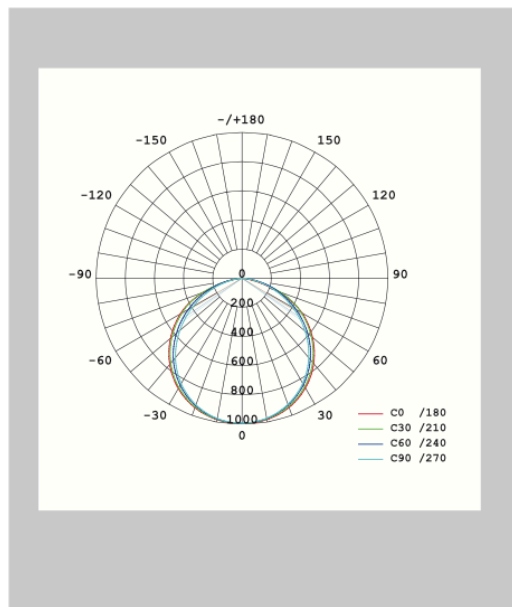
Family	Lgt (ft)	Watts	Driver	Lens Beam	CRI Color	Connector/Other	Sort #
PN	22 = 2x2	25 40	MIN Multi-volt, internal, non-dim MID Multi-volt, internal, dimmmable	FA12 = Frosted Acrylic, 120°	80 30 3000K 40 4000K 50 5000K	C0 = Cable Mount S0 = Surface Mount G0 = Grid Lay-in	306

Example: PN-22-40-MIN-FA12-840-G0-306

SPECIFICATIONS

WATTAGE	25	40
LUMENS	3125	5000
LUMENS PER WATT	125 lm	
BEAM ANGLE	120°	
COLOR TEMPERATURES	3000K, 4000K, 5000K	
INPUT VOLTAGE	100-277V AC	
HERTZ	50-60Hz	
CRI	Ra>80	
LED L70 LIFETIME	50,000 hrs	
MOUNTING OPTIONS	Suspended, Recessed, Ceiling Mount	
CONTROL OPTIONS	Optional 0-10V dimming	
DIMENSIONS	603mm X 603mm	
WEIGHT	~ 11kg	
CERTIFICATIONS	UL/cUL, DLC, CE, RoHS	
WARRANTY	5 years	

Photometric



Product enhancements may result in specification changes without notice. Contact us for the latest information